

How to Get Connected

Your student will have the same username and password to login to their Chromebook, Google Account, Outlook Email, and Student Vue.

All accounts will be created through the student's school email. It will be your 6 digit ID number with @wesdschools.org after (Ex: 123456@wesdschools.org)

Your password will be your first initial of your first name, your first initial of your last name, dash mark (-), 8 digit birthday (MMDDYYYY) (Ex: ab-01022006)

Logging Into Google:

Step 1:

Press the "Sign In" button on the top right

Step 2:

Sign in using your school email and password from above



Google Classroom will be the main form of communication between teachers and students. Once logged in to their student account, students will press the grid in the right hand corner to access their Google Apps. Then they will click on the Google Classroom app. (Both images shown on the right)

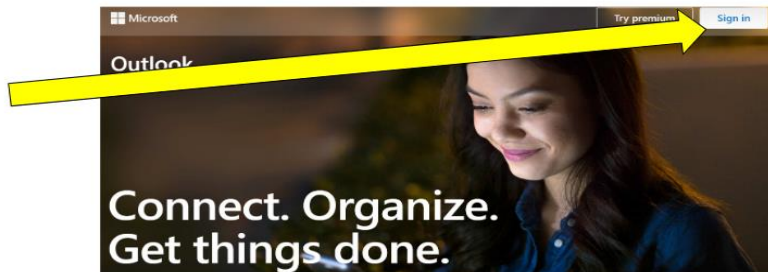


Google
Classroom

Logging Into Outlook Email:

Step 1:

In the URL - type in outlook.live.com and click the "Sign In" button on the top right



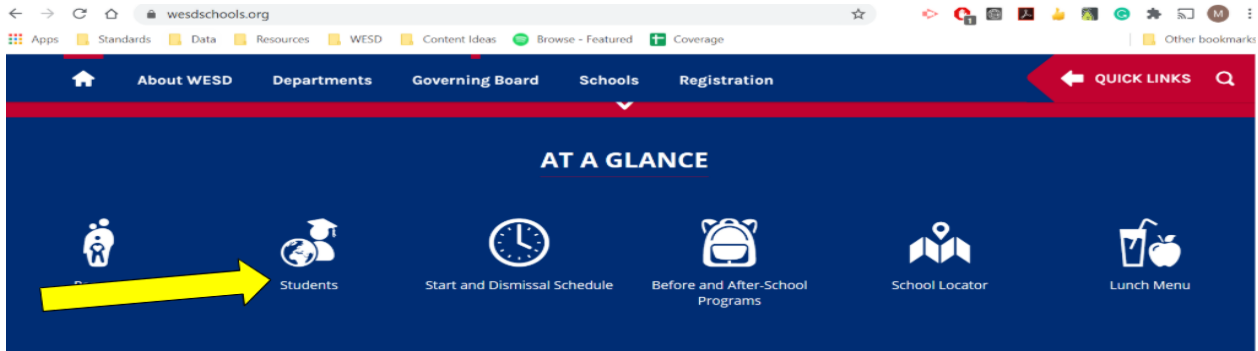
Step 2:

Sign in using your school email and password from above. In your email to teachers, please include your name, period number, and concern.

Logging Into StudentVue:

Step 1:

In the URL - type in wesdschools.org and scroll down and click on “Student”



Step 2:

On the left side of the screen, you will click on “Student Vue”

Step 3:

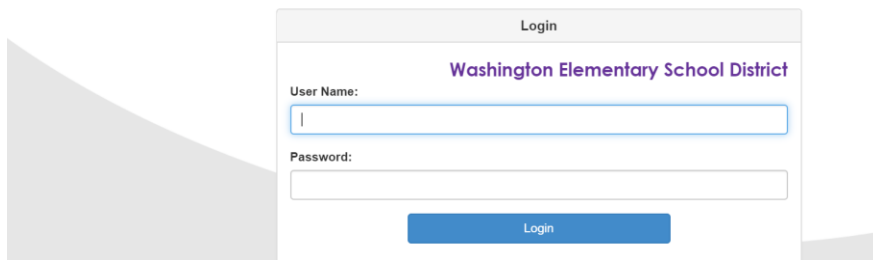
A new window will pop up. Sign in using your school ID number (not email) and password.

HOME

- > Home
- > **StudentVue**
- > SchoolCity
- > MobyMax
- > Online Educational Resources
- > Family Tech Support
- > Social and Emotional Supports



StudentVUE Account Access

A screenshot of a login form titled 'Login' for Washington Elementary School District. The form has a header with the district name. It contains two input fields: 'User Name:' and 'Password:'. Below the fields is a blue 'Login' button.